



Clinical Quality Improvement Report

June 2014

Tulsa
and
Oklahoma City

Executive summary of the Eastern and Western divisions Clinical Quality Reports, presented to the Office of the Medical Director.

DISPOSITION OF CALLS

| Disposition | Eastern Division | Western Division | Total |
|-------------------------------------|------------------|------------------|---------------|
| Transported | 5,569 | 6,305 | 11,874 |
| Patient Refused Care | 436 | 403 | 839 |
| Patient Refusal- FOS Consult | 343 | 458 | 801 |
| Treated at Scene- Refused Transport | 34 | 67 | 101 |
| No Treatment Required | 649 | 265 | 914 |
| No Patient Found | 697 | 680 | 1,377 |
| Cancelled by Fire | 46 | 104 | 150 |
| Cancelled by Police | 300 | 166 | 466 |
| DOA | 63 | 39 | 102 |
| Critical Failure-EMSA | 1 | 4 | 6 |
| Non-Medical Transport | 33 | 49 | 82 |
| Special Event | 41 | 18 | 59 |
| Standby | 20 | 24 | 44 |
| Treated, Transferred Care | 10 | 8 | 18 |
| Total | 8,242 | 8,591 | 16,833 |

N.B. These numbers are a reflection of the numbers of tickets generated.

TRANSPORTATION VS NON-TRANSPORTATION

| Status | Eastern Division | Western Division | Total |
|--------------------------|------------------|------------------|--------|
| Priority One Transport | 314 | 469 | 783 |
| Priority Three Transport | 5,334 | 5,921 | 11,255 |
| Non-Medical Transport | 33 | 49 | 82 |
| Non Transport | 2,561 | 2,151 | 5,061 |
| Total | 8,242 | 8,590 | 16,833 |

Definitions

Transported—Patient transported by ambulance to either a facility or to home.

Patient Refused Care—Patient (as defined by Medical Control Board memo dated 14MAY2010) has refused care.

Patient Refused Care—Patient refuses care, meets criteria from MCB Protocol 14.D for FOS refusal.

Treated at scene, Refused Transport—Patient treated at scene, typically diabetics and asthmatics, refuse transport to emergency department. Some of these require FOS consult.

No Treatment Required—Subject, not a patient, determines that they are not a patient, and signs ePCR as such

No Patient Found—Crew arrives on scene, and no patients are found at that location.

Cancelled by Fire—Crew cancelled by fire department after arrival on scene

Cancelled by Police—Crew cancelled by police department after arrival on scene.

DOA—Patient is either dead on arrival of the crew, or is a cardiac arrest with resuscitation terminated in the field by protocol 4K.

Critical Failure-EMSA—After arrival of at scene, crew has a failure of the ambulance or medical device that prevents transports, these cases are transported by another unit.

Non-Medical Transport—Transport of flight crew or NICU team without a patient onboard, or transport of organs to a facility.

Special Event—Crew arrived on scene of event as dedicated support, e.g. BOK or Thunder game. Any patients that are transported are **treated, transfer of care** (see below). Refusals are as above. Only ticket on this is the ticket for billing proving that crew was onscene.

Standby—Crew on scene for Fire Standby or SOT standby, or staged for call that was cancelled by Police.

Treated, Transferred Care—Crew on scene of patient, and transfer care either to another EMS service, to a flight crew (not a transfer) or to a transport unit from EMSA.

CRITICAL MECHANICAL FAILURES

| Run Number | Division | Unit | Notes | Resolution |
|------------|----------|---------|-----------------|---|
| 14102408 | West | 448 | Vehicle contact | Transported by another unit. |
| 14103347 | West | 249 | Unknown | Transported by another unit |
| 14107727 | East | 102 | Vent failure | Received vent from another unit and transported |
| 14113145 | West | 288 | Stuck in mud | Care and transport by separate unit |
| 14117041 | West | Unknown | Vent failure | Received vent from another unit and transported |
| 14106147 | East | 307 | Air Ride | Transported by unit 116 |

AIRWAY REPORT

AIRWAY SUCCESS RATES

| Division | Patient Airway Management Cases | Successfully Managed Airway | Percentage |
|------------------|---------------------------------|-----------------------------|---------------|
| Eastern Division | 54 | 51 | 94% |
| Western Division | 91 | 82 | 90% |
| Combined | 145 | 133 | 91.72% |

ADVANCED AIRWAY GRADES

These reflect multiple attempts on the same airway. Other is a reflection that crews are not required to pick an airway grade for King Airway. This excludes all health care providers not associated with EMSA.

| Airway Grade | Eastern Division | Western Division |
|--------------|------------------|------------------|
| Other | NA | 11.54% (9) |
| Class 1 | 5% (2) | 10.26% (8) |
| Class 2 | 45% (18) | 32.05% (25) |
| Class 3 | 35% (14) | 21.79% (17) |
| Class 4 | 15% (6) | 24.36% (19) |

ADVANCED AIRWAY TECHNIQUES

| Type | East | West |
|-----------------------------------|------|------|
| Technique: Blind | 6 | 14 |
| Technique: Digital | NA | NA |
| Technique: Flexguide | NA | 3 |
| Technique: Medication Facilitated | 3 | 4 |
| Technique: Standard Laryngoscopy | 31 | 57 |
| Technique: Surgical Technique | NA | NA |
| Totals | 40 | 78 |

AIRWAY TYPE

| Type | East | West | Grand Total |
|--------------------|------|------|-------------|
| Type: None Chosen | NA | 1 | NA |
| Type: ETT | 34 | 62 | 94 |
| Type: King LT | 6 | 13 | 19 |
| Type: Tracheostomy | NA | 1 | 2 |
| Type: Nasotracheal | NA | NA | 1 |
| Grand Total | 40 | 78 | 116 |

AIRWAY COMPLICATIONS

| Type | Eastern Division | Western Division |
|--|------------------|------------------|
| ETT Complications: | 1.41% (1) | NA |
| ETT Complications: Difficult Airway | NA | 13.2% (10) |
| ETT Complications: Difficult Airway w/ Fluid | NA | 13.2% (10) |
| ETT Complications: Anatomical | 8.45% (6) | NA |
| ETT Complications: Anatomical w/ Fluid | 25.35% (18) | NA |
| ETT Complications: Clenched Teeth | 2.82% (2) | 5.3% (4) |
| ETT Complications: Fluid | 16.90% (12) | 9.2% (7) |
| ETT Complications: Gag Reflex | 4.23% (3) | 2.6% (2) |
| ETT Complications: None | 36.62% (26) | 52.6% (40) |
| ETT Complications: Spinal Immobilization | 1.41% (1) | NA |
| ETT Complications: Traumatic Airway | NA | NA |
| ETT Complications: Traumatic Airway w/Fluid | NA | NA |
| ETT Complications: Foreign Body | 2.82% (2) | 3.9% (3) |

Note: Crew Members Documenting Complications to Airway Placement are Provided the Opportunity to Document Multiple Complications Should They Apply.

CAPNOGRAPHY DELAY

No instances of delayed capnography were noted in the Eastern Division

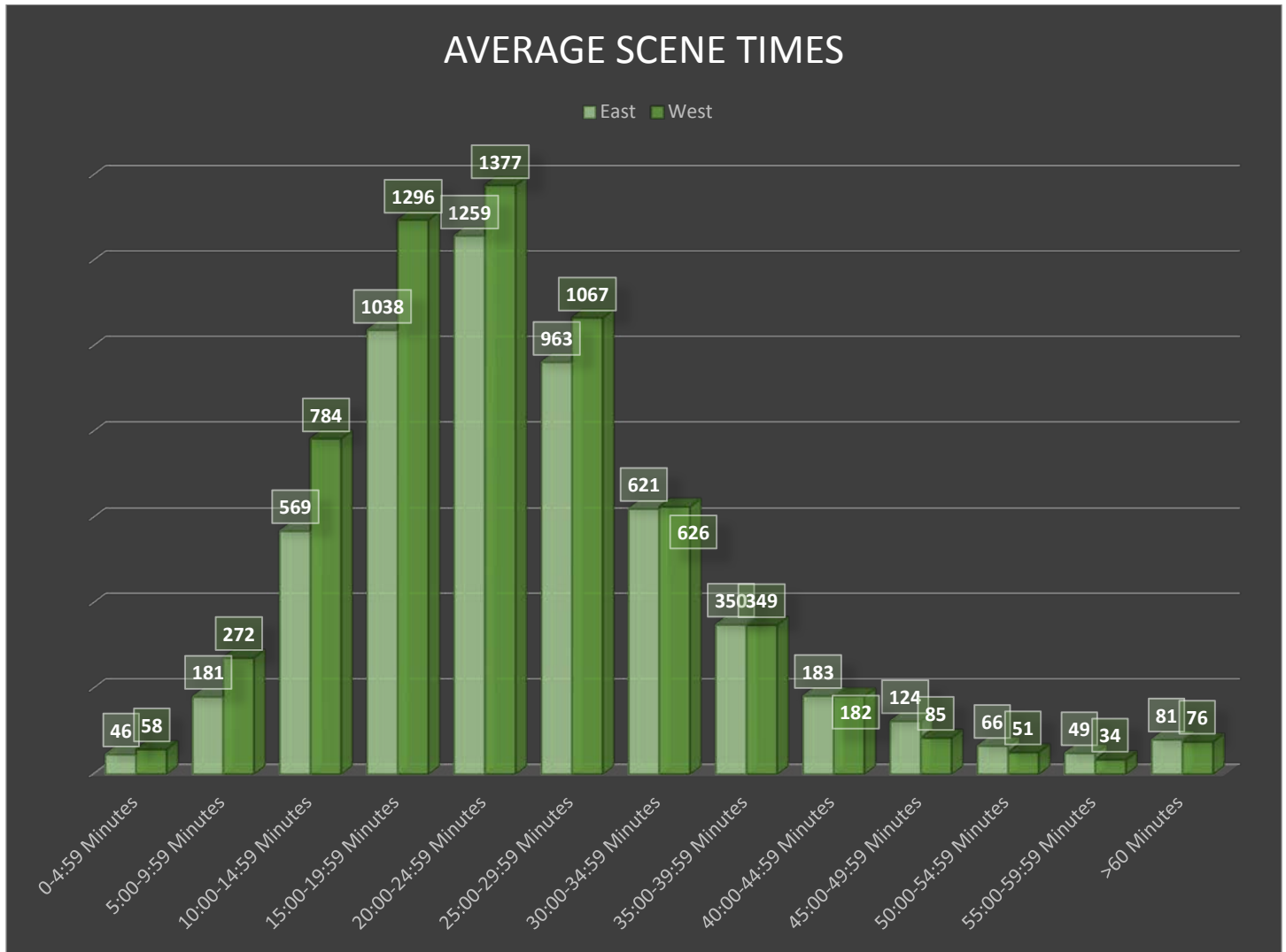
Western Division

| Run Number | Medic | Intubation Time | Capnography Time | Difference | Outcome |
|------------|----------------|-----------------|------------------|------------|---|
| 14103465 | Peterson, Dehn | 20:42:00 | 20:44:20 | 0:02:20 | No ESP, Documentation Error |
| 14105673 | Rice, Jeff | 11:33:48 | 11:55:16 | 0:21:28 | LP15 Transmission Failure, still attempting to locate LP15 for transmission |
| 14116955 | Gooden, Kyle | 06:41:45 | 06:44:14 | 0:02:29 | Intubation on OKCFD LP15 |
| 14106694 | Likens, Jason | 21:30:30 | | | Suctioning with difficult airway placement, ETT placed 4 min prior to arrival at ED, destination time at 21:34:04. Medic met with OMD Director Howerton to review case. |

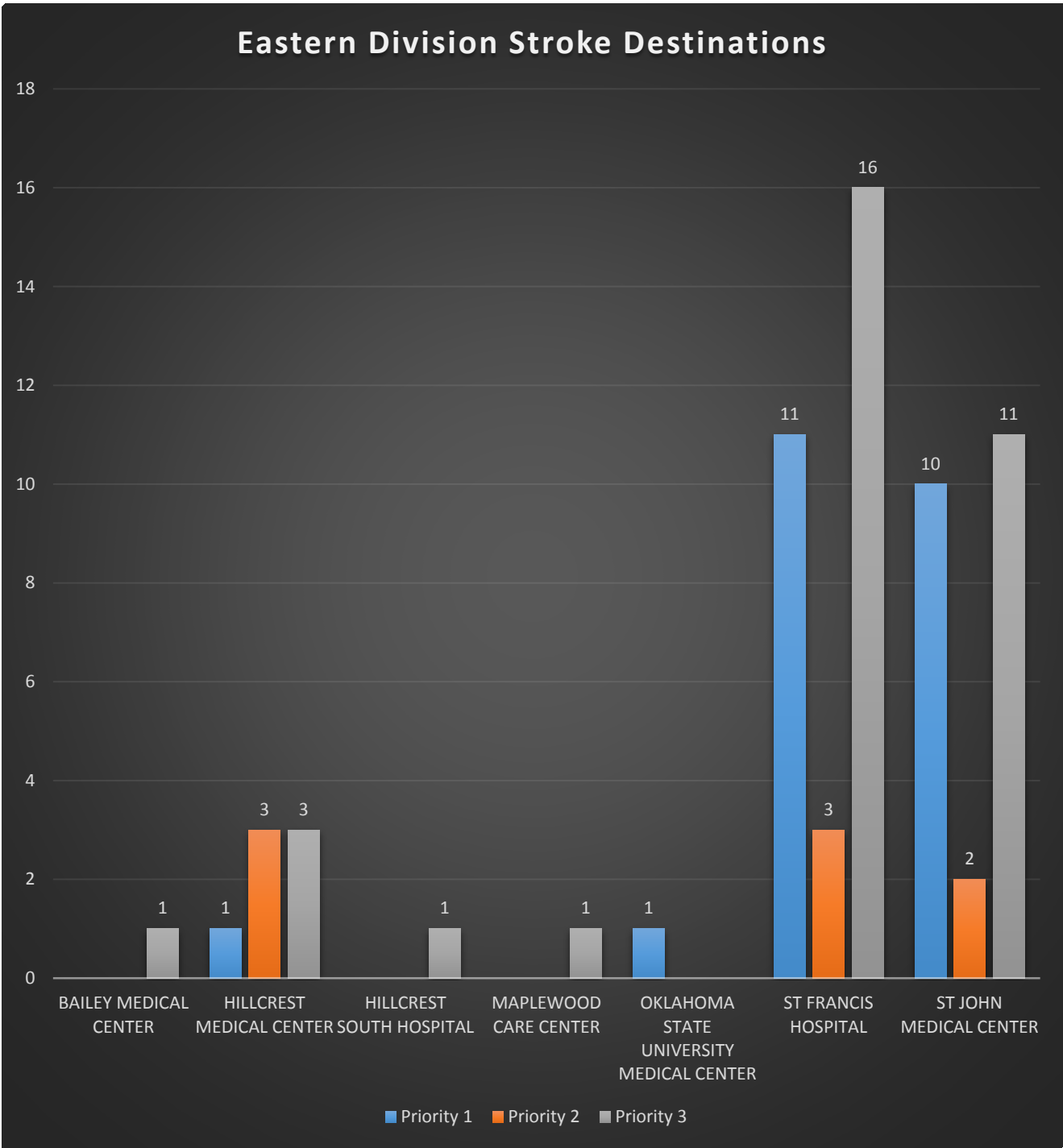
REPORTABLE EVENTS

| Run Number | Primary Impression | Event | Destination | Unit # | Administered By |
|------------|--------------------|----------------------|-------------|--------|----------------------------------|
| 14103465 | Trauma | Needle Decompression | OU | 463 | D. Peterson |
| 14105318 | Trauma | TXA | OU | 296 | A. Pontius |
| 14098619 | Wound Disruption | CAT | SJMC | 521 | Law Enforcement |
| 14100058 | Hemorrhage | CAT x 2 | SJMC | 345 | Fire Department Yeganeh Azimi |
| 14102916 | Trauma | CAT | OU | 481 | Fire Department |
| 14104656 | Trauma | CAT | OU | 292 | A. Leake |
| 14111941 | Trauma | CAT | OU | 470 | E. Chavira |
| 14111431 | ACS | ICD Magnet | SFH | 128 | C. Merrifield |

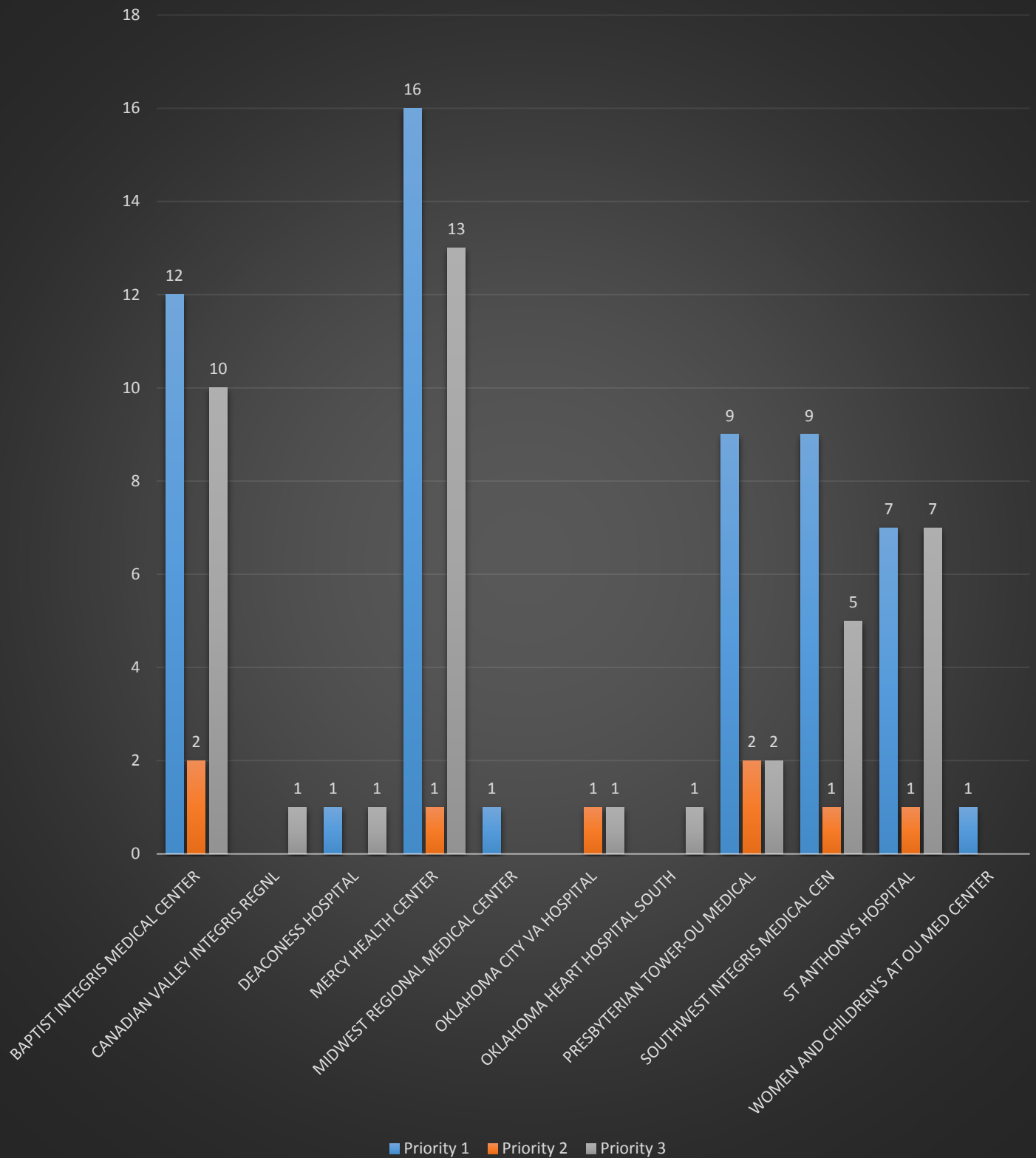
MONTHLY ON SCENE TIMES



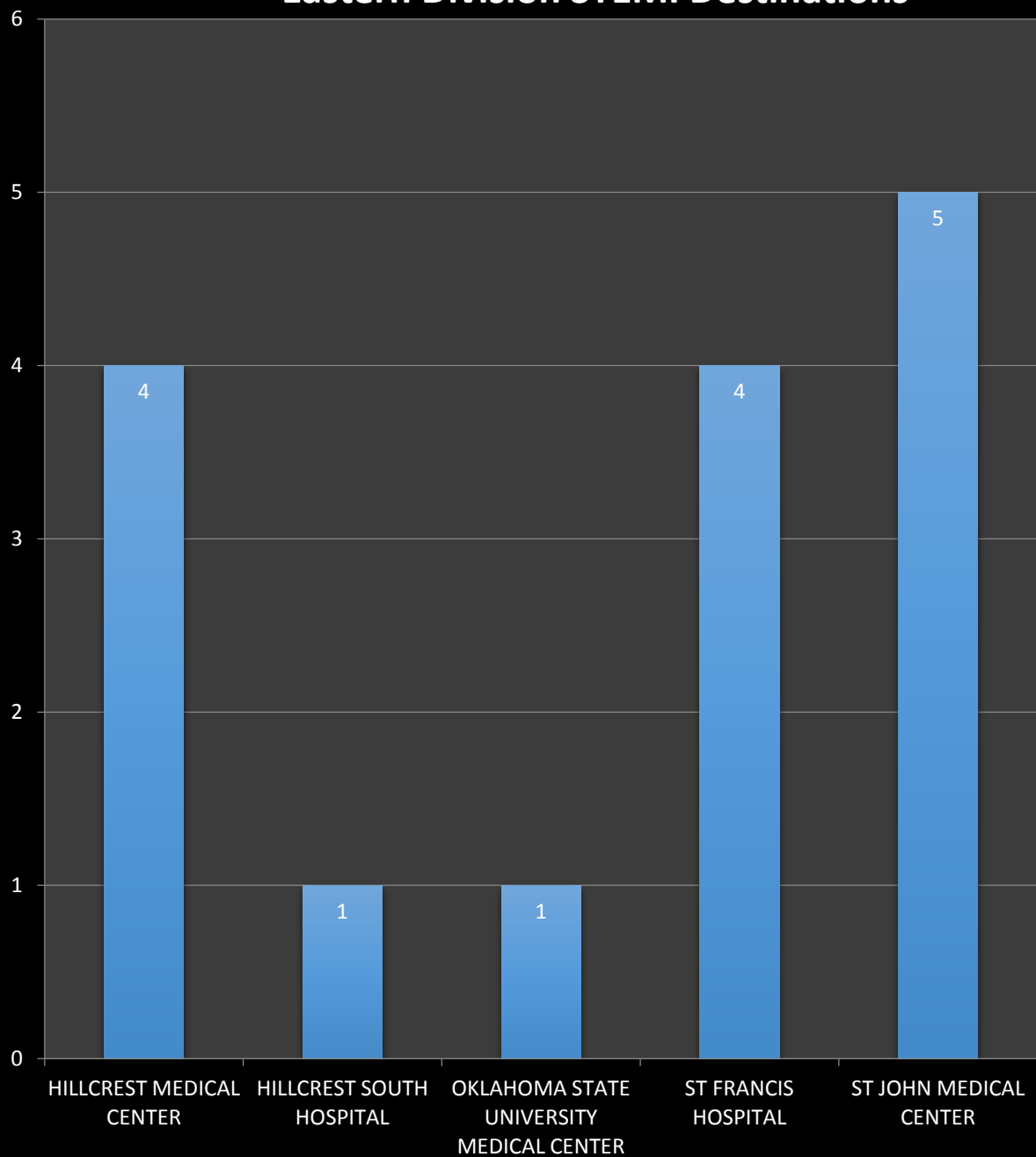
| Type | Eastern | Western |
|-----------------------------|----------|----------|
| Average | 00:26:15 | 00:24:47 |
| Median | 00:23:44 | 00:22:32 |
| 90 th Percentile | 00:39:09 | 00:36:42 |

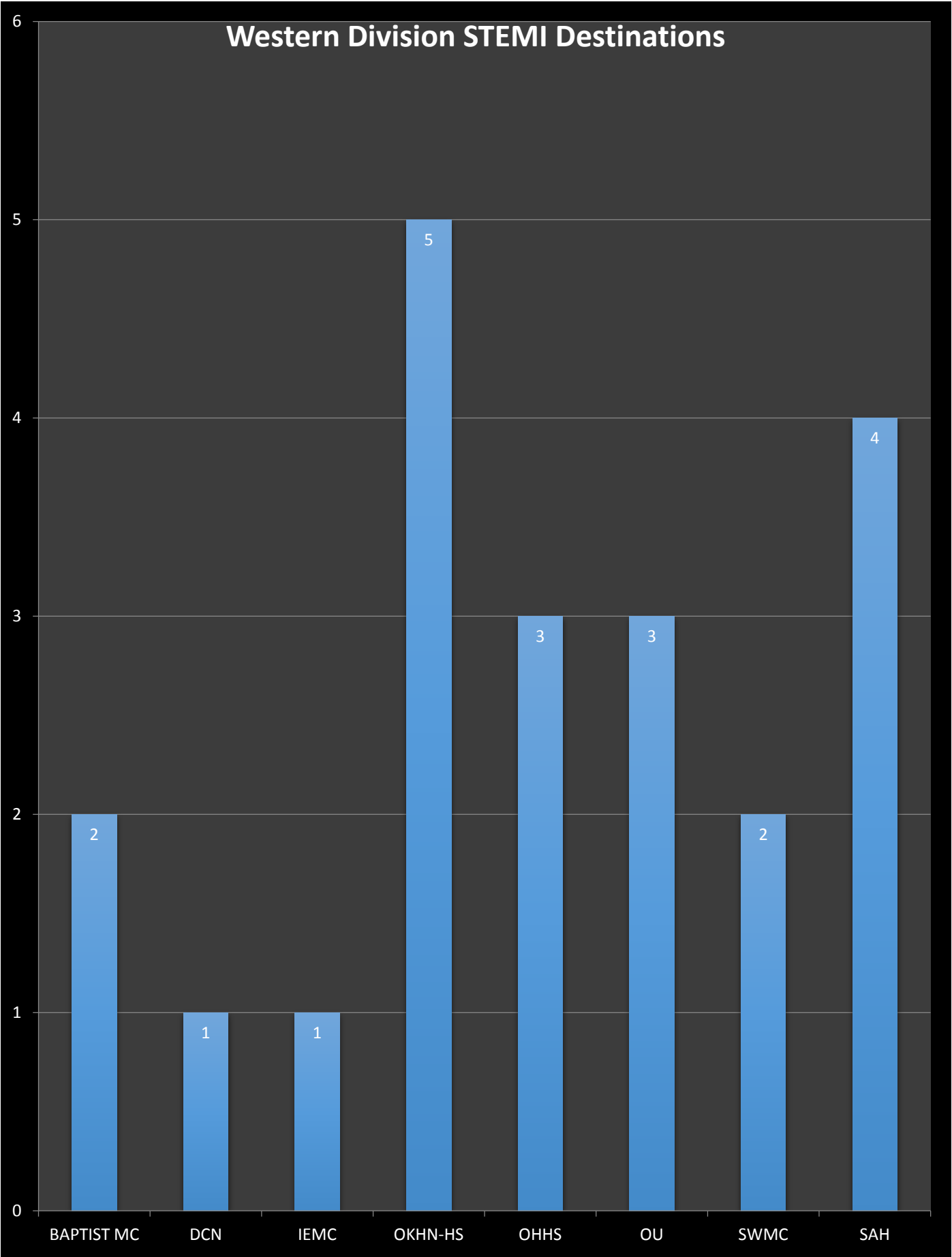


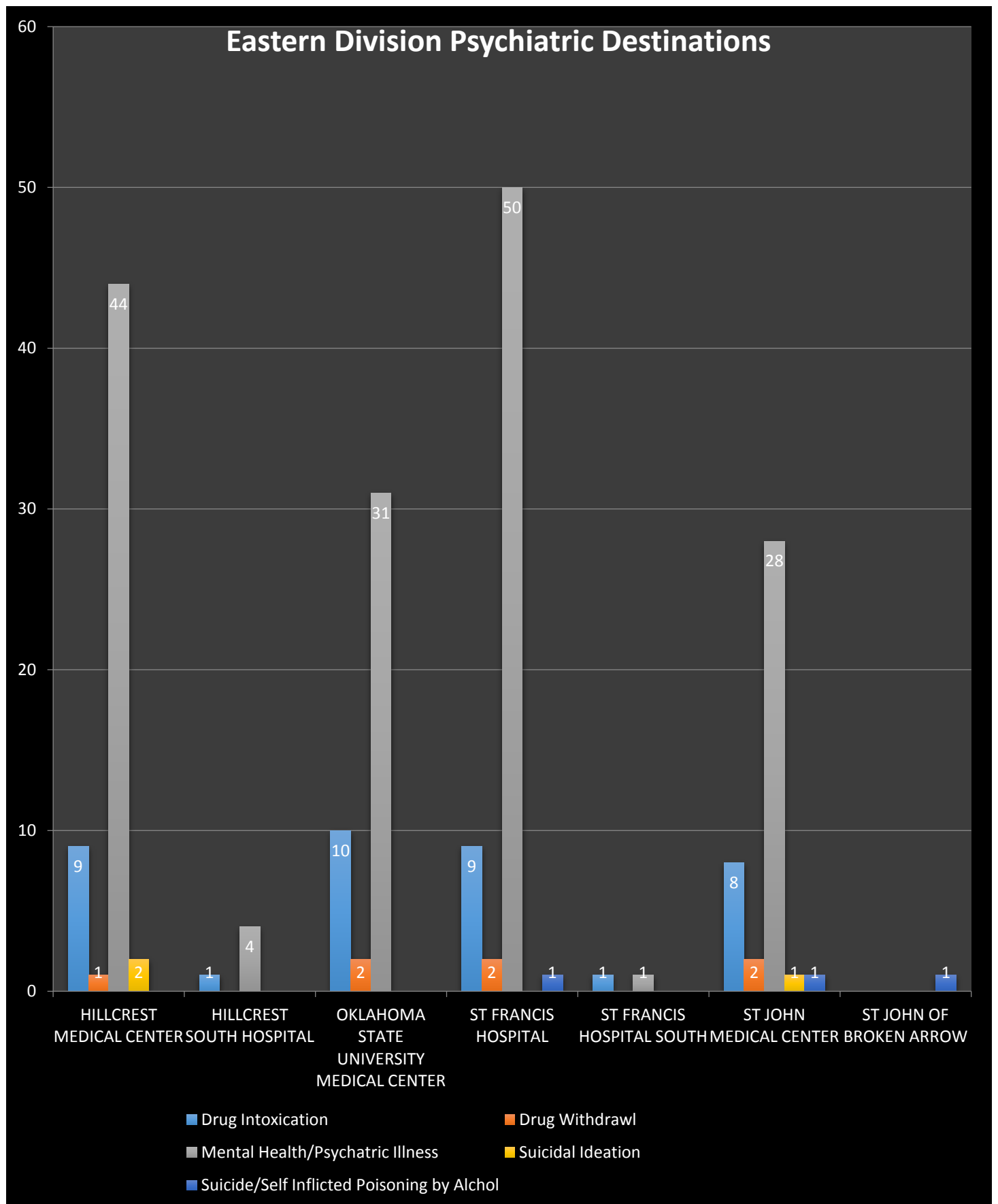
Western Division Stroke Destinations



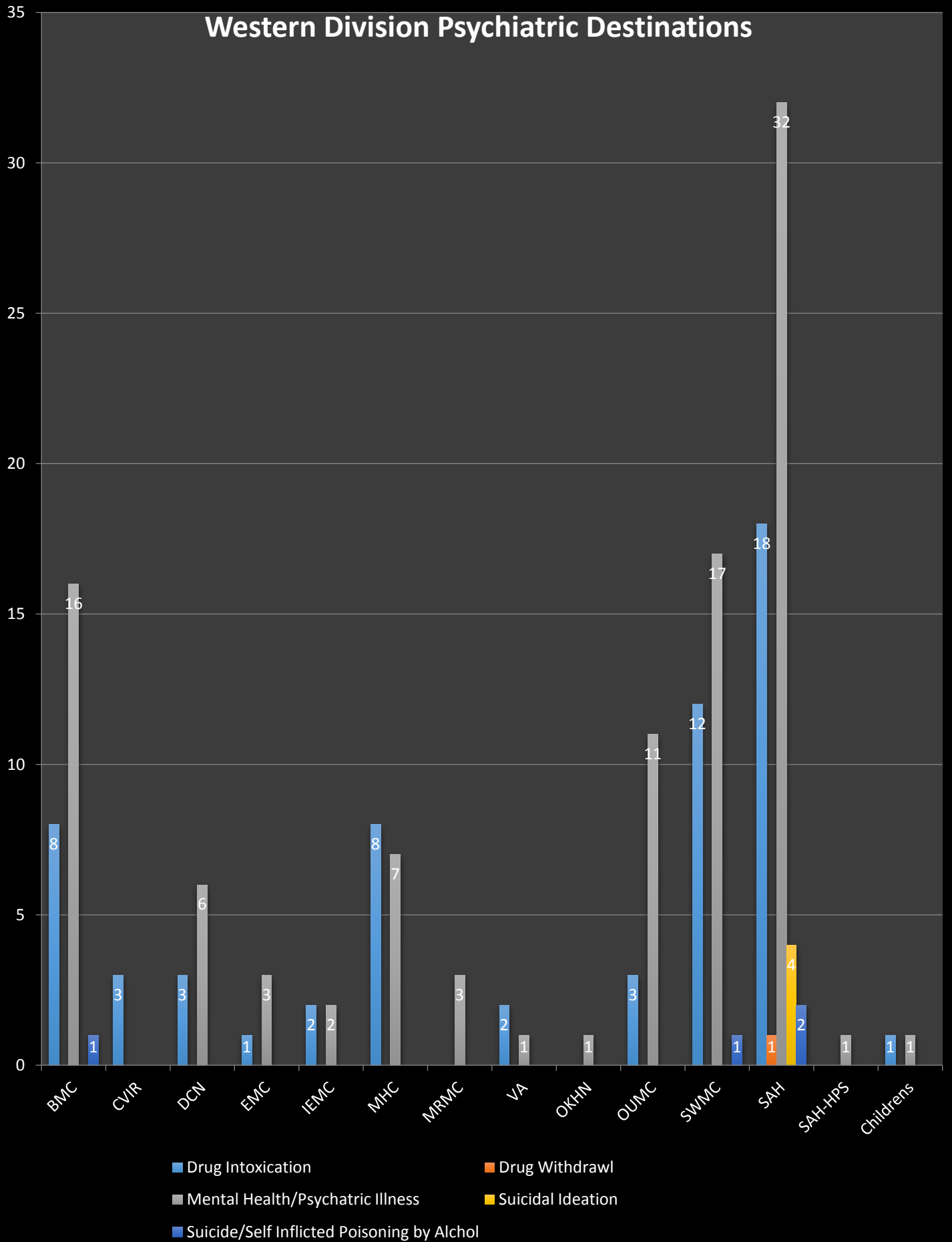
Eastern Division STEMI Destinations







Western Division Psychiatric Destinations

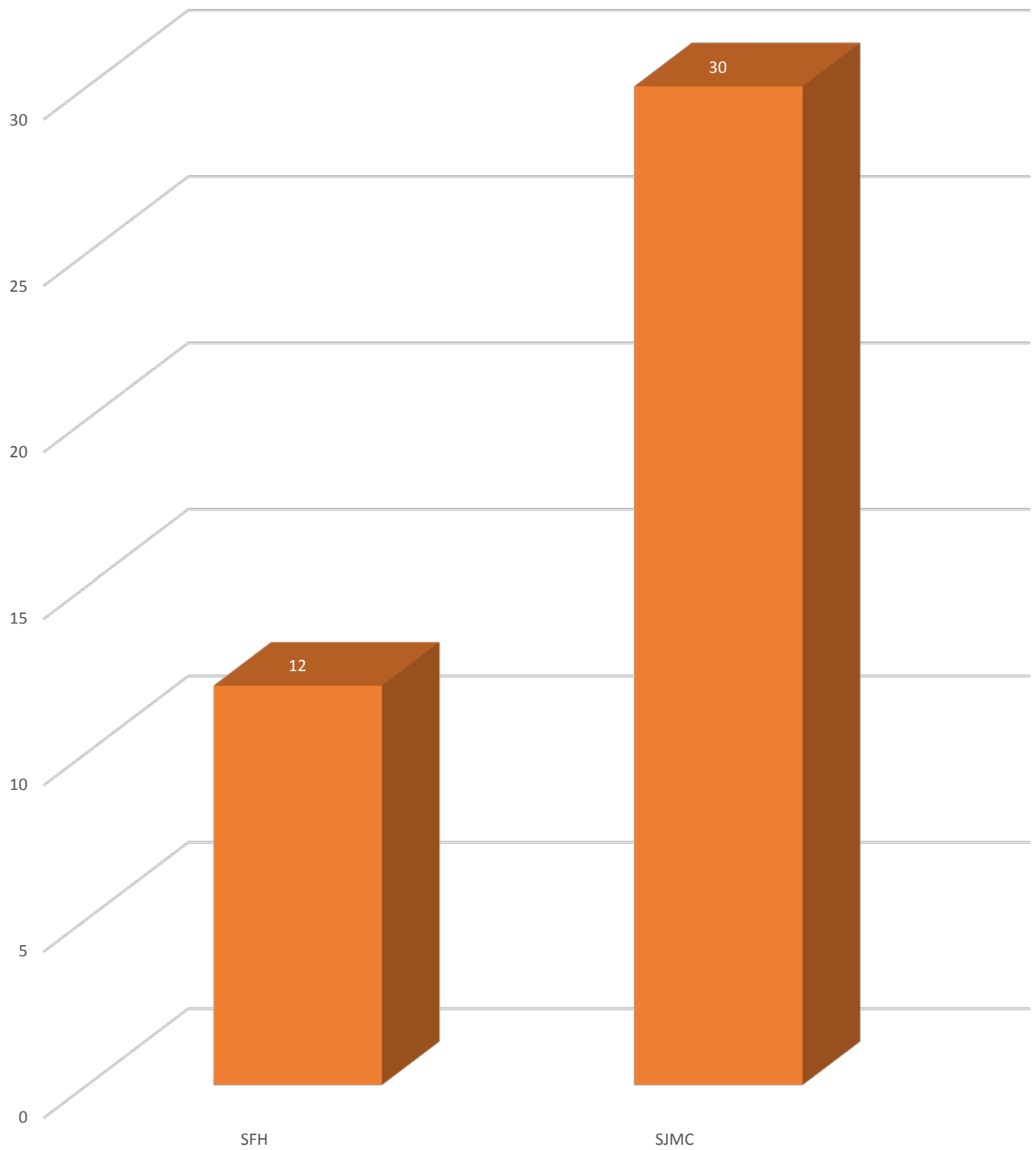


TRAUMA REPORT (BOTH DIVISIONS, ALL PRIORITIES)

EASTERN DIVISION PRIORITY ONE TRAUMA DESTINATION

| Date | SFH | SJMC | Grand Total |
|-------------|-----|------|-------------|
| 1-Jun | 1 | 1 | 2 |
| 2-Jun | 1 | 1 | 2 |
| 3-Jun | | 2 | 2 |
| 4-Jun | | 2 | 2 |
| 5-Jun | | 1 | 1 |
| 6-Jun | 1 | | 1 |
| 10-Jun | 1 | 3 | 4 |
| 11-Jun | | 1 | 1 |
| 12-Jun | 1 | 1 | 2 |
| 13-Jun | | 3 | 3 |
| 14-Jun | 1 | 2 | 3 |
| 15-Jun | | 1 | 1 |
| 16-Jun | 1 | | 1 |
| 19-Jun | | 1 | 1 |
| 21-Jun | | 1 | 1 |
| 22-Jun | 1 | 2 | 3 |
| 23-Jun | 1 | | 1 |
| 24-Jun | 1 | 3 | 4 |
| 25-Jun | | 1 | 1 |
| 26-Jun | 1 | 1 | 2 |
| 29-Jun | 2 | 1 | 3 |
| 30-Jun | | 2 | 2 |
| Grand Total | 13 | 30 | 43 |

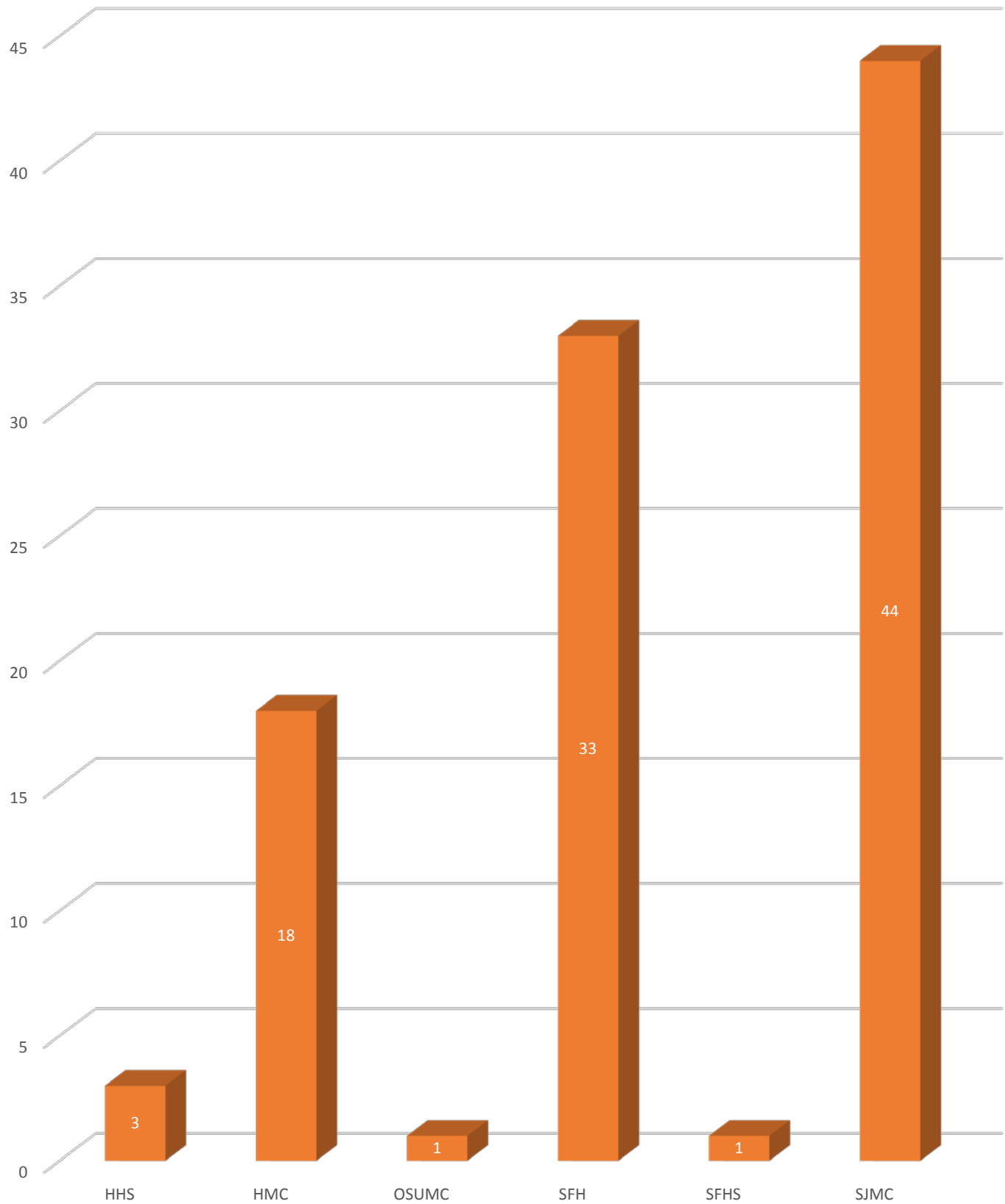
Priority One Trauma Destinations Eastern Division



EASTERN DIVISION PRIORITY TWO TRAUMA DESTINATION

| Date | HHS | HMC | OSUMC | SFH | SFHS | SJMC | Grand Total |
|-------------|-----|-----|-------|-----|------|------|-------------|
| 1-Jun | | 1 | | | | 3 | 4 |
| 2-Jun | | 2 | | 4 | | 2 | 8 |
| 3-Jun | | | | 2 | | 1 | 3 |
| 4-Jun | | | | 2 | 1 | 2 | 5 |
| 5-Jun | | 2 | | 1 | | 1 | 4 |
| 6-Jun | | | | 1 | | | 1 |
| 7-Jun | | 4 | 1 | 1 | | 1 | 7 |
| 8-Jun | | | | | | 3 | 3 |
| 9-Jun | | 1 | | 1 | | | 2 |
| 10-Jun | | | | 1 | | 1 | 2 |
| 11-Jun | | | | | | 2 | 2 |
| 12-Jun | | | | | | 2 | 2 |
| 13-Jun | | | | 1 | | 1 | 2 |
| 14-Jun | | | | 2 | | 2 | 4 |
| 15-Jun | | | | | | 1 | 1 |
| 16-Jun | | | | | | 2 | 2 |
| 17-Jun | | | | 1 | | 1 | 2 |
| 18-Jun | | 1 | | | | | 1 |
| 19-Jun | | | | 1 | | 3 | 4 |
| 20-Jun | | | | | | 2 | 2 |
| 21-Jun | | | | 2 | | | 2 |
| 22-Jun | | | | 2 | | 2 | 4 |
| 23-Jun | | | | 1 | | 1 | 2 |
| 24-Jun | | 1 | | 2 | | | 3 |
| 25-Jun | | 3 | | 2 | | | 5 |
| 26-Jun | | 1 | | 1 | | 2 | 4 |
| 27-Jun | | | | 3 | | 1 | 4 |
| 28-Jun | 1 | | | 1 | | 3 | 5 |
| 29-Jun | 1 | 1 | | | | 1 | 3 |
| 30-Jun | 1 | 1 | | 1 | | 4 | 7 |
| Grand Total | 3 | 18 | 1 | 33 | 1 | 44 | 100 |

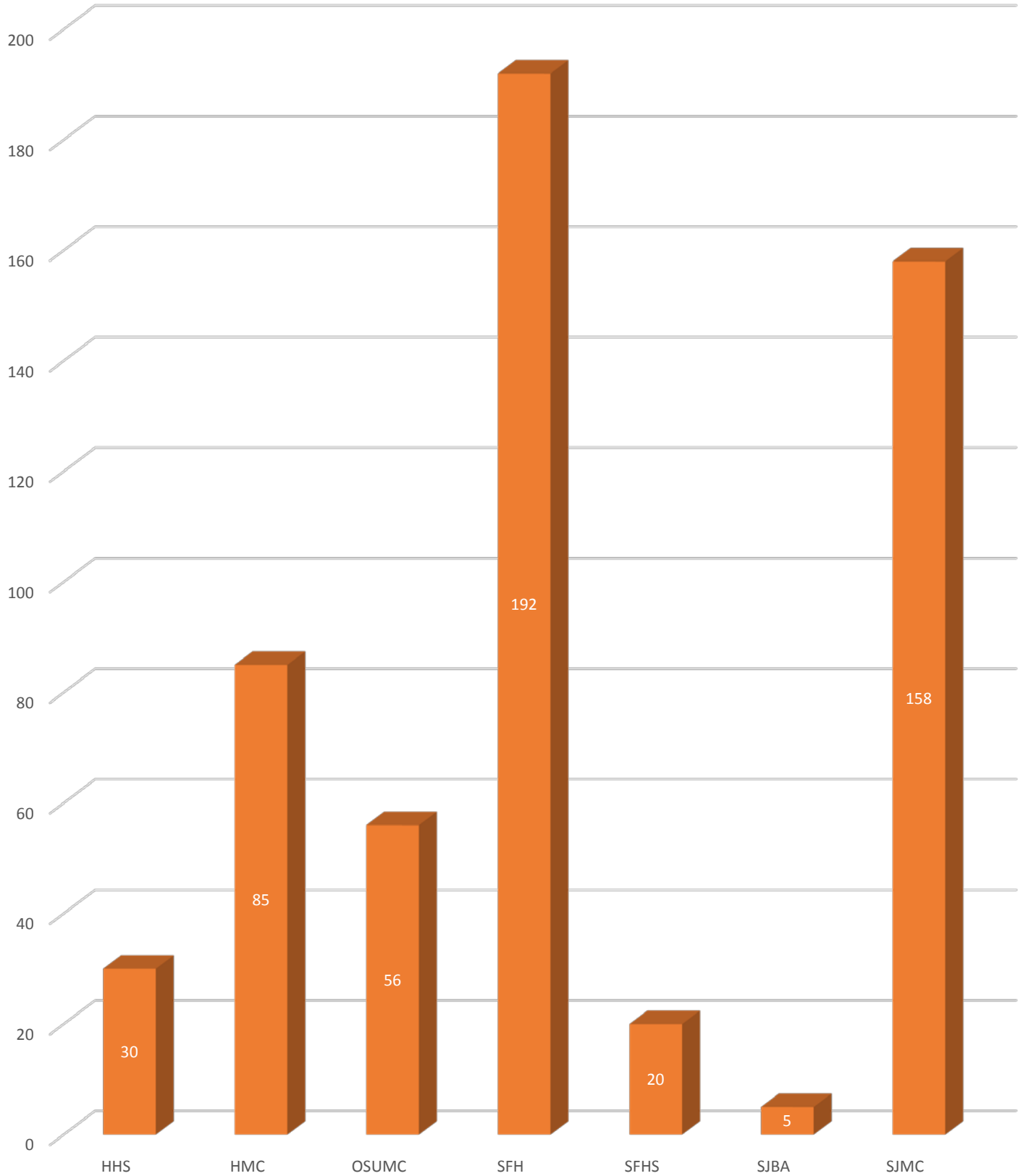
Priority Two Trauma Destinations Eastern Division



--- EASTERN DIVISION PRIORITY THREE TRAUMA DESTINATION

| Date | HHS | HMC | OSUMC | SFH | SFHS | SJBA | SJMC | Grand Total |
|-------------|-----|-----|-------|-----|------|------|------|-------------|
| 1-Jun | | | 1 | 4 | | | 5 | 10 |
| 2-Jun | 1 | 1 | 1 | 6 | 1 | | 3 | 13 |
| 3-Jun | | 2 | 6 | 6 | 1 | | 4 | 19 |
| 4-Jun | 1 | 4 | 3 | 4 | 2 | | 9 | 23 |
| 5-Jun | 1 | 5 | 3 | 7 | 1 | 1 | 10 | 28 |
| 6-Jun | 1 | 7 | | 9 | | | 4 | 21 |
| 7-Jun | 1 | 3 | 1 | 2 | | | 4 | 11 |
| 8-Jun | | 1 | 2 | 12 | | | 5 | 20 |
| 9-Jun | 2 | 2 | 1 | 3 | | | 6 | 14 |
| 10-Jun | 2 | 2 | 1 | 4 | 1 | | 2 | 12 |
| 11-Jun | 1 | 3 | 2 | 7 | 1 | | 8 | 22 |
| 12-Jun | 1 | 5 | 4 | 3 | | | 2 | 15 |
| 13-Jun | 1 | 2 | 1 | 7 | 2 | | 5 | 18 |
| 14-Jun | 2 | 5 | 2 | 7 | | | 6 | 22 |
| 15-Jun | | 4 | 2 | 10 | | | 6 | 22 |
| 16-Jun | | 2 | 3 | 6 | | | 5 | 16 |
| 17-Jun | | 2 | 1 | 5 | 1 | | 3 | 12 |
| 18-Jun | | 3 | | 4 | 1 | 1 | 6 | 15 |
| 19-Jun | 1 | 4 | | 3 | 1 | | 10 | 19 |
| 20-Jun | | | 2 | 11 | | | 9 | 22 |
| 21-Jun | 1 | 4 | 3 | 8 | | | 7 | 23 |
| 22-Jun | 2 | 3 | 2 | 6 | 2 | | 4 | 19 |
| 23-Jun | 2 | 3 | 4 | 8 | 1 | 1 | 10 | 29 |
| 24-Jun | 3 | 4 | 3 | 9 | 2 | 1 | 6 | 28 |
| 25-Jun | | 2 | 1 | 6 | 1 | | 3 | 13 |
| 26-Jun | 2 | 2 | | 6 | | | 1 | 11 |
| 27-Jun | 1 | 1 | 2 | 11 | | | 7 | 22 |
| 28-Jun | 1 | 2 | | 7 | 1 | | 2 | 13 |
| 29-Jun | 1 | 2 | 2 | 3 | | 1 | 3 | 12 |
| 30-Jun | 2 | 5 | 3 | 8 | 1 | | 3 | 22 |
| Grand Total | 30 | 85 | 56 | 192 | 20 | 5 | 158 | 546 |

Priority Three Trauma Destinations Eastern Division



WESTERN DIVISION PRIORITY ONE TRAUMA DESTINATION

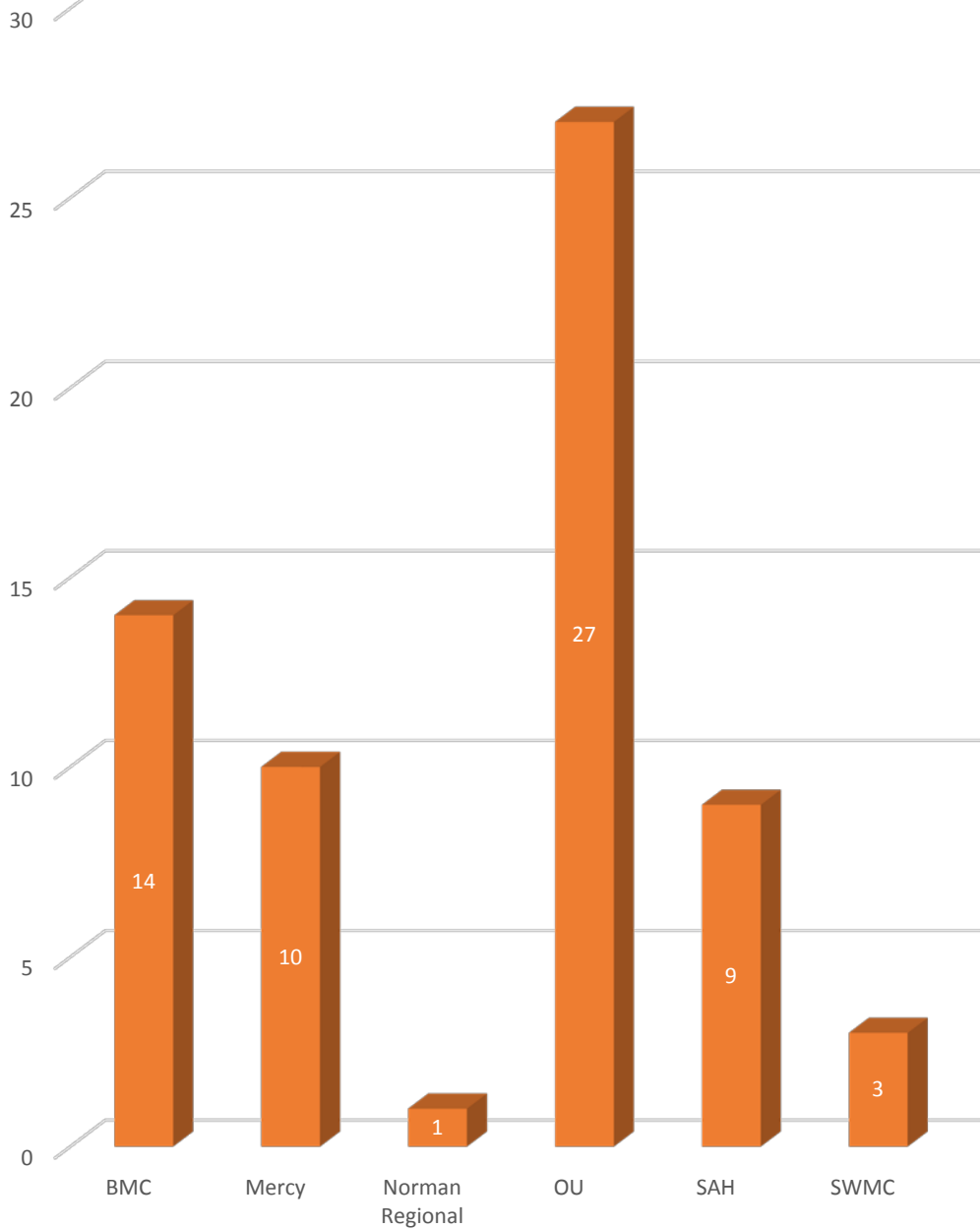
| Date | BMC | OU | SAH | SWMC | Grand Total |
|-------------|-----|----|-----|------|-------------|
| 1-Jun | | 1 | | | 1 |
| 2-Jun | | 2 | | | 2 |
| 3-Jun | | 1 | | | 1 |
| 4-Jun | | 1 | | | 1 |
| 5-Jun | | 2 | | | 2 |
| 6-Jun | | 3 | | | 3 |
| 7-Jun | | 3 | | | 3 |
| 8-Jun | | 4 | | | 4 |
| 9-Jun | | 4 | | | 4 |
| 11-Jun | | 3 | | | 3 |
| 12-Jun | | 3 | | | 3 |
| 13-Jun | | 6 | | | 6 |
| 14-Jun | | 4 | | | 4 |
| 15-Jun | | 4 | | | 4 |
| 16-Jun | | 1 | | | 1 |
| 17-Jun | | 3 | | | 3 |
| 18-Jun | | 2 | | | 2 |
| 19-Jun | | 2 | | | 2 |
| 20-Jun | | 4 | | | 4 |
| 21-Jun | | 2 | | | 2 |
| 22-Jun | 1 | 1 | | | 2 |
| 23-Jun | | 4 | | 1 | 5 |
| 24-Jun | | 3 | | | 3 |
| 25-Jun | | 1 | | | 1 |
| 26-Jun | | 1 | 1 | | 2 |
| 27-Jun | | 1 | | | 1 |
| 28-Jun | | 2 | | | 2 |
| 29-Jun | | 2 | | | 2 |
| 30-Jun | | 1 | | | 1 |
| Grand Total | 1 | 71 | 1 | 1 | 74 |

BMC was a Burn patient. SWMC and SAH patient's were upgraded to priority one post radio report to the ED.

WESTERN DIVISION PRIORITY TWO TRAUMA DESTINATION

| Date | BMC | Mercy | Norman Regional | OU | SAH | SWMC | On Call |
|-------------|-----|-------|-----------------|----|-----|------|---------|
| 1-Jun | | | | 1 | | | SWMC |
| 2-Jun | | | | 1 | | 1 | OUMC |
| 3-Jun | | 2 | | | | | Mercy |
| 4-Jun | | | | | | | SAH |
| 5-Jun | | | | 1 | 1 | | OUMC |
| 6-Jun | 5 | | | | | | BMC |
| 7-Jun | 1 | | | 5 | | | OUMC |
| 8-Jun | | | | 1 | 3 | | SAH |
| 9-Jun | 2 | | | | | | BMC |
| 10-Jun | | 1 | | | | | Mercy |
| 11-Jun | | | | 1 | | | OUMC |
| 12-Jun | | | | | | 2 | SWMC |
| 13-Jun | | | | 2 | | | OUMC |
| 14-Jun | | 2 | | 1 | | | Mercy |
| 15-Jun | | | | | | | SAH |
| 16-Jun | 1 | | | 1 | | | OUMC |
| 17-Jun | 1 | | | 1 | | | BMC |
| 18-Jun | | | | 5 | | | OUMC |
| 19-Jun | | | | | 2 | | SAH |
| 20-Jun | 2 | | | | 1 | | BMC |
| 21-Jun | | | 1 | 1 | | | Mercy |
| 22-Jun | | 1 | | 1 | | | OUMC |
| 23-Jun | | 1 | | 1 | | | SWMC |
| 24-Jun | | | | 1 | | | OUMC |
| 25-Jun | | 3 | | | | | Mercy |
| 26-Jun | | | | | 1 | | SAH |
| 27-Jun | | | | 2 | | | OUMC |
| 28-Jun | 2 | | | | | | BMC |
| 29-Jun | | | | | | | OUMC |
| 30-Jun | | | | 1 | 1 | | SAH |
| Grand Total | 14 | 10 | 1 | 27 | 9 | 3 | |

Priority Two Trauma Destinations Western Division



WESTERN DIVISION PRIORITY THREE TRAUMA DESTINATION

| Row Label | B M C | B o ne | Chil dren 's | Com muni ty | C VI R | D C N | E M C | Inte gris Ed mo nd | Mc brid e | M erc y | M W C | Nor ma n | Nor ma n HP | OK H N | O K HS | O U | S A H | S A H E a st | S A H HP So ut h | SW M C | V A | Gr and To tal |
|-----------|-------|--------|--------------|-------------|--------|-------|-------|--------------------|-----------|---------|-------|----------|-------------|--------|--------|-----|-------|--------------|------------------|--------|-----|---------------|
| 1-Jun | 5 | | | | 1 | 2 | 1 | 2 | | 3 | | 1 | | | 1 | 1 | 4 | | | 4 | | 25 |
| 2-Jun | 4 | | 1 | | | 1 | | | | 4 | | 1 | | | | 2 | | | | 2 | | 15 |
| 3-Jun | 4 | | | | | 3 | 1 | 1 | 1 | 8 | 1 | | | | | 2 | 6 | | | 2 | | 29 |
| 4-Jun | 5 | | | 1 | | 4 | 2 | 1 | 1 | 6 | 1 | | | | | 1 | 3 | | | 2 | | 27 |
| 5-Jun | 7 | | | | | 7 | | | | 3 | 1 | | | | | 4 | 1 | | | 5 | | 28 |
| 6-Jun | 9 | | 4 | | 3 | 2 | | | | 1 | 1 | | | | | 2 | 1 | | | 3 | 1 | 27 |
| 7-Jun | 6 | | 1 | | | 3 | 1 | 2 | 1 | 3 | 2 | | | | | 3 | 3 | | | 3 | | 28 |
| 8-Jun | 3 | | | | | 2 | 1 | | | 1 | | | | | | 4 | 10 | | | 1 | | 22 |
| 9-Jun | 4 | | 2 | | | | | | | 1 | | | 1 | | | 1 | 4 | | | 5 | 1 | 19 |
| 10-Jun | 3 | | 2 | | 3 | 1 | 1 | 1 | 1 | 5 | | 1 | | | | | 3 | 2 | | 2 | | 25 |
| 11-Jun | 4 | | | | | | 1 | | | 3 | | | | | | 3 | 2 | | | 3 | 1 | 17 |
| 12-Jun | 4 | | | | 1 | 2 | 1 | 1 | | 1 | 1 | | | | | 3 | 3 | | | 3 | 1 | 21 |
| 13-Jun | 4 | | 2 | | | 3 | | 1 | 1 | 2 | 1 | | | | | 3 | 6 | | | 5 | | 28 |
| 14-Jun | 6 | | | | | 1 | | 3 | | 8 | | | | 1 | | 5 | 4 | | | 8 | | 36 |
| 15-Jun | 3 | | | | 1 | 2 | | 1 | | 4 | 1 | | | | | 1 | 3 | | 1 | 4 | 1 | 22 |
| 16-Jun | 4 | 1 | 4 | | | | | 1 | | 3 | 2 | | | | | | 2 | | | 12 | | 29 |
| 17-Jun | 9 | | 1 | | 3 | 1 | | 2 | 1 | 3 | 1 | | | | | | 4 | | | 5 | 2 | 32 |
| 18-Jun | 3 | | | | 1 | 1 | | 1 | | 3 | 2 | | | | | 4 | 4 | | | 7 | 1 | 27 |
| 19-Jun | 4 | | | | | 2 | | 1 | 1 | 1 | | | | | | 2 | 4 | | | 4 | | 19 |
| 20-Jun | 4 | | 1 | | | 1 | 1 | 2 | | 9 | 1 | | | | | 2 | 3 | | | 4 | | 28 |

| | | | | | | | | | | | | | | | | | | | | | | |
|---------------------|-------------|---|----|---|--------|--------|--------|----|----|---------|----|---|---|---|---|--------|-------------|---|---|---------|---|---------|
| 21-Jun | 4 | | 2 | | | 1 | 1 | 2 | 2 | 6 | 1 | | | | | 1 | 2 | | | 5 | | 27 |
| 22-Jun | 1 | | 1 | | 2 | 3 | 1 | | | 4 | 2 | | | | | 1 | 1 | | | 3 | | 19 |
| 23-Jun | 6 | | 2 | | | 1 | 2 | | | 5 | 1 | | | | | 4 | 3 | | | 6 | | 30 |
| 24-Jun | 4 | | | | 2 | 1 | | 1 | | 5 | | | | | | 5 | 2 | | | 6 | 1 | 27 |
| 25-Jun | 4 | | 1 | | 1 | 1 | | | 1 | 9 | | | 1 | | | 1 | 7 | | 1 | 4 | | 31 |
| 26-Jun | 3 | | 2 | | 2 | 1 | | 1 | | 9 | | | | | | 1 | 3 | | | 2 | | 24 |
| 27-Jun | 3 | | 1 | 1 | 2 | 3 | 1 | 1 | | 2 | | | | | 1 | 3 | 3 | | | 6 | | 27 |
| 28-Jun | 1 3 | | | 2 | | 1 | | 1 | | 7 | | 1 | | | | 2 | 3 | | 1 | 2 | | 33 |
| 29-Jun | 5 | | 2 | | | 1 | | 1 | | 3 | | | | | | 3 | 3 | | | 4 | | 22 |
| 30-Jun | 5 | | | | 1 | 1 | 2 | | | 3 | | 1 | | | | 1 | 5 | | | 2 | | 21 |
| Grand d Total | 1 4 3 | 1 | 29 | 4 | 2 3 | 5 2 | 1 7 | 27 | 10 | 12 5 | 19 | 5 | 2 | 1 | 2 | 6 5 | 1 0 2 | 2 | 3 | 12 4 | 9 | 76 5 |

Priority Three Trauma Destinations Western Division

